



# University HS

Media Center Collection Development Plan  
2023-24

A handwritten signature in black ink, appearing to read "Tom Ott", with a horizontal line extending to the right.

Thomas Ott (Oct 10, 2023 11:49 EDT)

---

Tom Ott  
Principal

A handwritten signature in black ink, appearing to read "Lisa Hecht", with a horizontal line extending to the right.

---

Lisa Hecht  
Certified Educational Media Specialist

# Table of Contents

---

<b>Table of Contents</b>	<b>2</b>
<b>Executive Summary</b>	<b>3</b>
District Strategic Plan 2025	3
School Collection Development Plan	3
<b>School Assessment Analysis</b>	<b>4</b>
<b>Collection Analysis</b>	<b>5</b>
<b>Collection Analysis by Category</b>	<b>6</b>
Notes	6
<b>Representation Analysis</b>	<b>7</b>
Results	7
<b>Strategic Focus</b>	<b>8</b>
<b>Budget and Purchasing Plan</b>	<b>9</b>
Annual Budget 2023-2024	9
Purchasing Plan 2023-2024	9
<b>Year-to-Year Collection Change</b>	<b>10</b>

# Executive Summary

---

## ***District Strategic Plan 2025***

Orange County Public Schools is the eighth-largest school district in the United States and the fourth largest in Florida. The district serves more than 206,000 students at 202 schools and is one of the largest employers in Central Florida with more than 25,000 team members.

**Vision:** To ensure every student has a promising and successful future.

**Mission:** With the support of families and the community, we create enriching and diverse pathways to lead our students to success.

## ***School Collection Development Plan***

University HS serves 2550 students enrolled in grades ninth through twelfth. The student population's ethnicity is made of 59% Hispanic and 41% Non-Hispanic students. Additionally, we serve a diverse population made up of 71% White, 16% Black, 0% Native, 9% Asian, 1% Pacific, and 3% Multicultural students.

The administration includes Principal Tom Ott and Assistant Principal Deana Tolbert. University HS is proud to offer the many special programs which provide students with opportunities. These include International Baccalaureate Program, Performing Arts Magnet, Cambridge International School, and Orange Technical College programs such as Artificial Intelligence, Culinary, Video Production, Water Management, and Licensed Practical Nursing.

A thorough analysis of the current media center collection at University HS indicates that the average age of the collection is 2009 and the number of books per student is 3. The [American Association for School Libraries](#) has established a criteria for highly effective media centers that includes a ratio of 15-20 books available per student in the collection. At this time, University HS does not meet the recommended standards for the number of books per student.

The analysis of the collection also revealed the following areas of strengths and concerns:

- Students at University High School improved on the state achievement tests.
- Based on the reading scores, more books should be purchased on lower reading levels to help students build reading proficiency.
- In addition to the titles available in our media center, our school district offers 2,130 ebooks, digital magazines, and audiobooks for high schools through SORA.
- The average publication date of 2009 is acceptable but needs to be improved. This is an increase over last year's average publication date of 2008.
- Hispanic students are 59% of the school's population. Currently we have 35 titles written in Spanish and 3% of books with characters or biographies that feature Hispanic people. This is

an improvement from last year's collection having 0 titles written in Spanish and only 1% of books with characters or biographies that feature Hispanic people.

- Purchases of new books will focus on Hispanic students and Hispanic heritage.
- Weeding will focus on the OCPS Catalog Project as well as aged titles in fiction and/or nonfiction.

## School Assessment Analysis

The school analysis provides an overview of the school's assessment data for the previous two school years.

Proficiency Data							
Assessment	2021-22	Assessment	2022-23	Assessment	2021-22	Assessment	2022-23
<b><i>FSA ELA* Grade 9</i></b>	47%	<b><i>FAST ELA Proficiency Grade 9</i></b>	47%	<b><i>FSA ELA* Grade 10</i></b>	47%	<b><i>FAST ELA Proficiency Grade 10</i></b>	45%
<b><i>FSA Algebra 1 EOC</i></b>	23%	<b><i>BEST Algebra 1 EOC</i></b>	33%	<b><i>FSA Geometry EOC</i></b>	40%	<b><i>BEST Geometry EOC</i></b>	52%
<b><i>Biology EOC</i></b>	59%	<b><i>Biology EOC</i></b>	64%	<b><i>U.S. History EOC</i></b>	79%	<b><i>U.S. History EOC</i></b>	79%

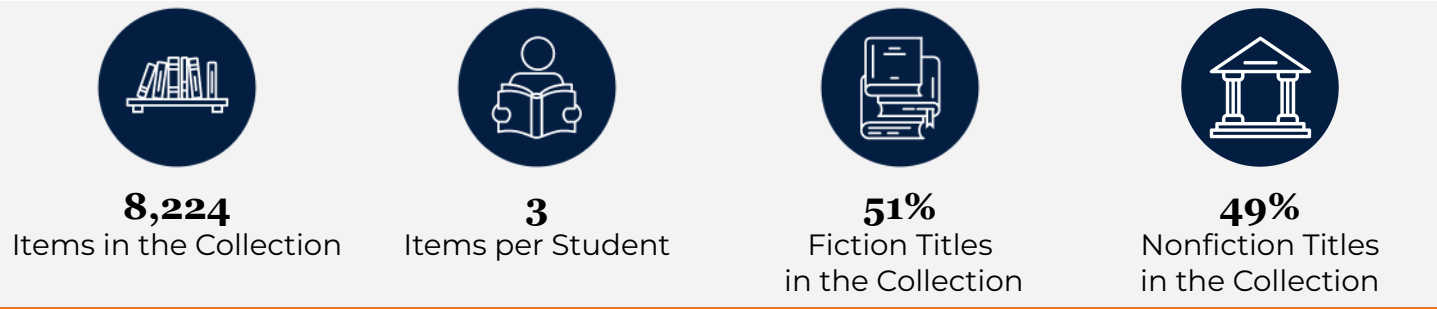
### Comparison between 2021-22 and 2022-23 Testing Data

(adapted from <https://www.fldoe.org/accountability/assessments/k-12-student-assessment/results/2023.shtml>)

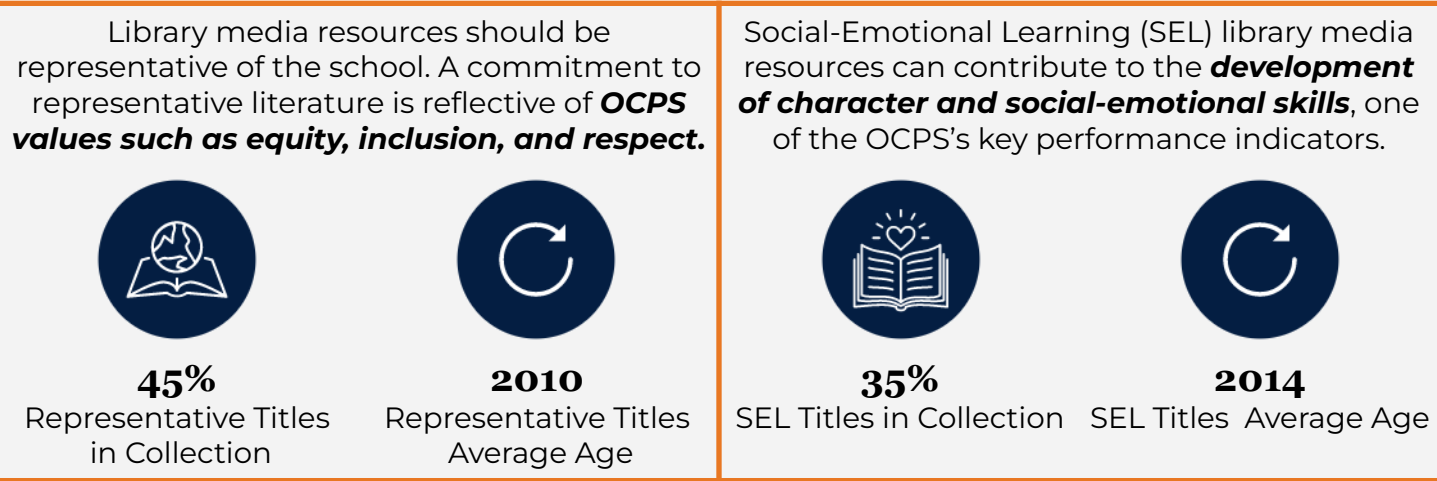
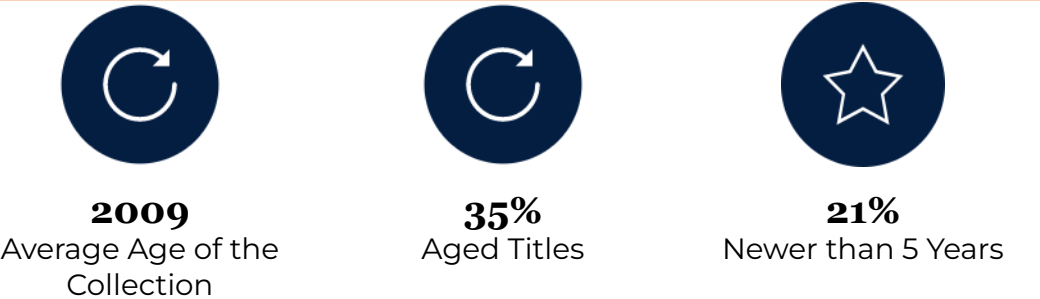
In 2023, the state transitioned from Florida Standards Assessments (FSA) to Florida Assessment of Student Thinking (FAST) for English Language Arts (ELA) and Mathematics. The 2022-23 for FAST and Benchmarks for Excellent Student Thinking (B.E.S.T.) End-of-Course (EOC) assessments are based on **provisional** achievement level cuts that are linked to each assessment's respective 2021-22 reporting scale. Comparisons should not be made between the 2023 data and previous years' data.

# Collection Analysis

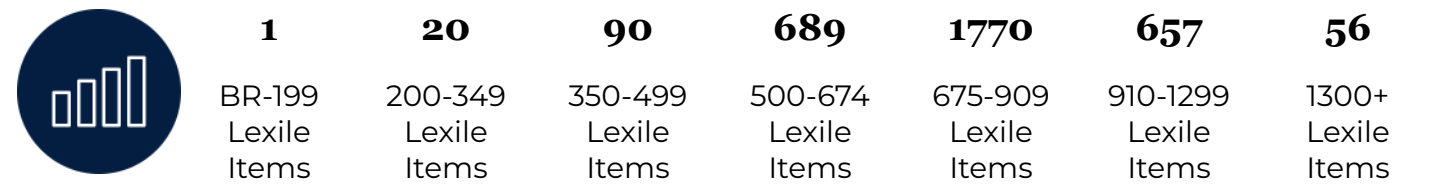
The collection is developed for and influenced by students, their interests, academic needs and alignment to the curriculum. The data below is a snapshot of the collection based on a Titlewise Analysis from July 2023. Purchasing or weeding after that time is not reflected in this data.



Library media resources are curated to include both recently published works and classics that both rightfully impact the average age of the collection.



Library media resources are distributed across the **Lexile reading level ranges** noted below.



## Collection Analysis by Category

---

The information collected in this section provides a detailed look at the current library collection by classification and genre. The information was gathered from Follett Destiny, the library management system, and Titlewave, the vendor's ordering and analysis tool.

Section	# of Titles	Average Age
Computer Science, Information & General Works	30	2010
Philosophy & Psychology	53	2004
Religion	89	2000
Social Sciences	605	2006
Language	63	2000
Science	294	2007
Technology	438	2007
Arts & Recreation	255	2002
Literature	616	1999
History & Geography	741	2003
Biography	570	2005
Professional	158	2005
Reference	135	2000
Easy	0	N/A
General Fiction	3394	2015
Graphic Novels	748	2014
Story Collection	0	N/A
Spanish	35	2017

### Notes

- The Literature section could use an update.

- The average age of the Arts & Recreation section went from 1998 to 2002 after the section was weeded and some updated titles were purchased as part of last year’s collection development plan.
- Titles written in Spanish were added to the collection as part of last year’s collection development plan.

## Representation Analysis

Enrollment & Demographic Data					
2595 2023-24 Student Enrollment as of September 7, 2023	Subgroups		Federal Ethnicity		
	17% ELL	11% ESE	59% Hispanic	41% Non-Hispanic	
Federal Race Category					
71% White	16% Black	0% Native	9% Asian	1% Pacific	3% Multicultural

To deepen focus on strategic collection development, specific sections of the collection were analyzed in detail to determine whether the media center collection reflects and represents various points of view and experiences. The goal is to provide a balanced collection that can be both a mirror, to reflect a reader's experience, and a window, so readers can experience different viewpoints.

### Results

Based on the available school data of University HS in comparison to Collection Analysis results, it was found that:

Student Representation	% of Students	Total # of Titles	Total % of Titles	Avg. Age of Titles
Hispanic	59%	211	3%	2013
Black	16%	426	5%	2012
Native	0%	122	1%	2006
Asian	9%	123	1%	2017

## Strategic Focus

---

This page lists the priorities for selection and weeding for each school year and includes the action, updates, and outcomes. This is subject to change due to funding and time constraints.

School Year	Strategic Focus
2023-2024	<b>Selection Priorities</b> <ul style="list-style-type: none"><li>• Books written in Spanish and featuring Hispanic characters</li><li>• Fiction series add-ons &amp; new releases</li><li>• Graphic novels</li><li>• Florida Teens Read 24-25 Nominees</li><li>• Updated titles for Literature section (800s) and History &amp; Geography section (900s)</li></ul>
	<b>Weeding Priorities</b> <ul style="list-style-type: none"><li>• Literature section (800s)</li><li>• History &amp; Geography section (900s)</li><li>• OCPS catalog project section(s)</li></ul>
2024-2025	<b>Selection Priorities</b> <ul style="list-style-type: none"><li>• Books written featuring African-American characters</li><li>• Fiction series add-ons &amp; new releases</li><li>• Florida Teens Read 25-26 Nominees</li></ul>
	<b>Weeding Priorities</b> <ul style="list-style-type: none"><li>• Religion section (200s)</li><li>• Language section (400s)</li><li>• OCPS catalog project section(s)</li></ul>



## Budget and Purchasing Plan

---

This page outlines the current budget available and specifically lists the priorities for this school year (2023-2024).

### *Annual Budget 2023-2024*

State Funds	
<i>Source</i>	<i>Amount</i>
State (1001111000)	11,151.56
Internal Accounts	
<i>Source</i>	<i>Amount</i>
Book Fair Profits	
Grants or Donations	
Other	
<b>TOTAL</b>	11,151.56

### *Purchasing Plan 2023-2024*





Approximate Purchasing Plan	
<i>Purpose</i>	<i>Amount</i>
Gale Database Renewal	\$3,200.00
Junior Library Guild Renewal	\$2,900.00
Florida Teen Reads 24-25 Nominees	\$500.00
Hispanic American/Latinx Book Titles	\$3,000.00
Fiction & Nonfiction Updated Titles	\$1,000.00
Testing Dictionaries	\$500.00
<b>TOTAL</b>	\$11,100.00

## Year-to-Year Collection Change

The information below represents the year-to-year change within the library media center collection from the 2022-23 to 2023-24 school year. The 2022-23 data is based on a collection analysis from August 2022 and the 2023-24 is based on a collection analysis from August 2023.

### Data Reflection

- 879 items were weeded from the collection and 599 items were added to the collection so the total number of items in the collection has decreased overall.
- The number of items per student decreased from 4 items per student to 3 items per student.

2022-23 Purchased and Weeded Materials		
Materials Added to the Collection	599	Materials Weeded from the Collection
		879
Category	2022-23	2023-24
 Items in the Collection	8,892	8,224
 Items per Student	4	3
 Average Age of Collection	2008	2009
 Representative Titles in the Collection	46%	45%









# OCPS University HS Collection Development Plan 2023-2024

Final Audit Report

2023-10-10

Created:	2023-10-10
By:	Lisa Hecht (lisa.hecht@ocps.net)
Status:	Signed
Transaction ID:	CBJCHBCAABAAQ_dkVly-YYbzzXwo6Uh3VQaNmuyWlde

## "OCPS University HS Collection Development Plan 2023-2024" History

-  Document created by Lisa Hecht (lisa.hecht@ocps.net)  
2023-10-10 - 2:12:28 PM GMT- IP address: 168.184.83.15
-  Document emailed to Thomas Ott (thomas.ott@ocps.net) for signature  
2023-10-10 - 2:14:34 PM GMT
-  Email viewed by Thomas Ott (thomas.ott@ocps.net)  
2023-10-10 - 3:49:46 PM GMT- IP address: 168.184.83.34
-  Document e-signed by Thomas Ott (thomas.ott@ocps.net)  
Signature Date: 2023-10-10 - 3:49:59 PM GMT - Time Source: server- IP address: 168.184.83.34
-  Document emailed to Lisa Hecht (lisa.hecht@ocps.net) for signature  
2023-10-10 - 3:50:01 PM GMT
-  Email viewed by Lisa Hecht (lisa.hecht@ocps.net)  
2023-10-10 - 3:55:58 PM GMT- IP address: 168.184.83.15
-  Document e-signed by Lisa Hecht (lisa.hecht@ocps.net)  
Signature Date: 2023-10-10 - 3:56:38 PM GMT - Time Source: server- IP address: 168.184.83.15
-  Agreement completed.  
2023-10-10 - 3:56:38 PM GMT